

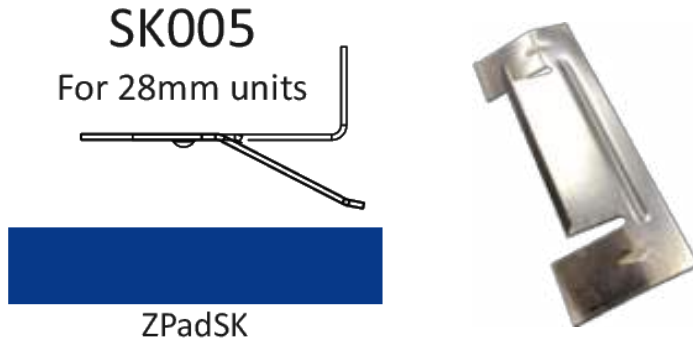
SAJE TECHNICAL DOCUMENT

PAS 24 Glazing Clips




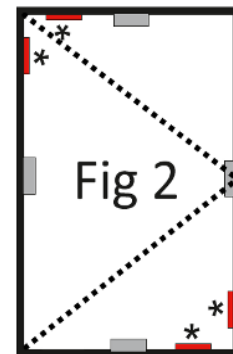
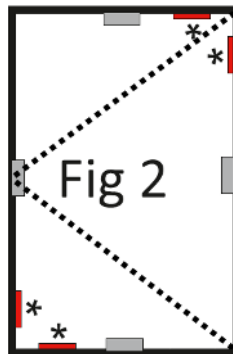
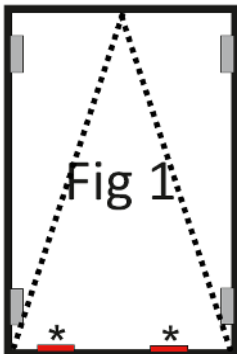
Installation


The GT Snap-Lok is a clip system for retaining glass units on internally glazed windows and doors and will assist windows and doors to meet the requirements for PAS24.

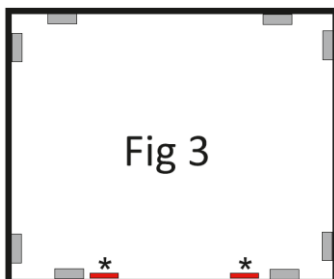


Attach a ZPadSK to each clip and remove the blue cover paper. This will now allow the clip to stick to the unit when in position. You may need to remove the tape on the glass to ensure they adhere.

For 28mm unit up to 900mm width and 1200 height fit a minimum of 4 GT Snap Loks as shown by the  in Figure 1 (Top Hung) and Figure2 (Side Hung) below.



Clip the glass bridge packers in as shown with  , and place the glass unit into the aperture.



For unit sizes larger than this then it is advisable to fit additional clips as shown in Fig.3

Repeat for each glazing aperture for the frame. Ensure all GT Snap Lok clips are located correctly and pushed into place prior to finally packing and toe and heeling (if required) the unit.

FAILURE TO FIT THESE WILL RESULT IN YOUR FRAME NOT BEING PAS24 COMPLIANT. SAJE ACCEPT NO LIABILITY OR RESPONSIBILITY IF THESE ARE NOT FITTED WHEN SUPPLIED.